




TCLAD
a POLYTRONICS company



SMTB Series Surface Mount Thermal Bridge Devices



Lead Frame & Epoxy Transfer Molding Series



SMTB Series Surface Mount Thermal Bridge Devices

Description

The Surface Mountable Thermal Bridge (SMTB) functions as an advanced heat spreader designed to enhance the thermal dissipation efficiency of the entire printed circuit board (PCB). This component contributes to reducing the overall cost of thermal management solutions and optimizing the spatial footprint of the final product.

Leveraging the advantages of a lead frame structure, a thermally conductive core material, and a functional molding compound, the SMTB offers superior thermal conductivity and electrical insulation properties. These features make it highly suitable for a wide range of electronic devices, particularly those involving high-power and high-density integrated circuit applications.



Features

- Easy to process/Surface mountable
- Low Thermal Resistance
- High Voltage Withstand
- Broad operating temperature (-55~150°C)

Application

- Power Electronics
- Home Appliances Camera
- Electric Motor
- Heater Element to Heat Spreader
- Server and Consumer market

Epoxy Transfer Molding Series Electrical Characteristics

Part Number	Thermal Resistance (°C/W)	Capacitance [pf, 2kHz]	Breakdown Voltage DC (KV)
SMTB2114P30E	4.0	3.5	>5.0
SMTB3123P30E	1.1	5.0	>5.0

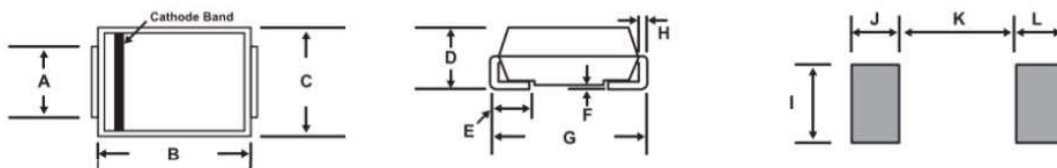
SMTB Series Surface Mount Thermal Bridge Devices

Lead Frame Series Electrical Characteristics

Part Number	Thermal Resistance (°C/W)	Capacitance [pf, 2kHz]	Breakdown Voltage DC (KV)
SMTB2920P30M	0.7	6.9	>1.0

Specifications are subject to change without notice

Epoxy Transfer Molding Series Physical Dimension (mm)

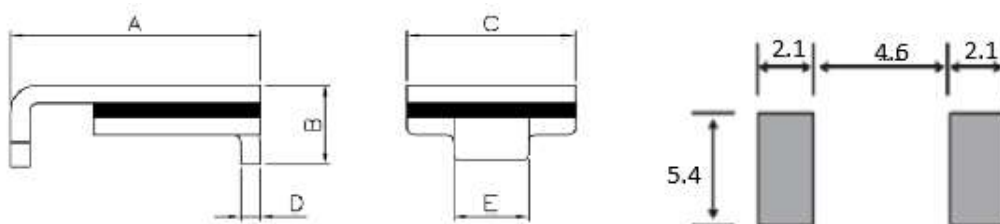


	SMTB2114P30E		SMTB3123P30E	
	Min	Max	Min	Max
A	1.96	2.20	2.90	3.20
B	4.35	4.85	6.60	7.11
C	3.30	3.94	5.59	6.22
D	2.13	2.44	2.20	2.80
E	0.75	1.52	0.26	1.52
F	0.02	0.20	-	0.20
G	5.10	5.50	7.75	8.13
H	0.15	0.30	0.15	0.31
I	2.26	-	3.30	-
J	2.16	-	2.40	-
K	-	2.74	-	4.20
L	2.16	-	2.40	-

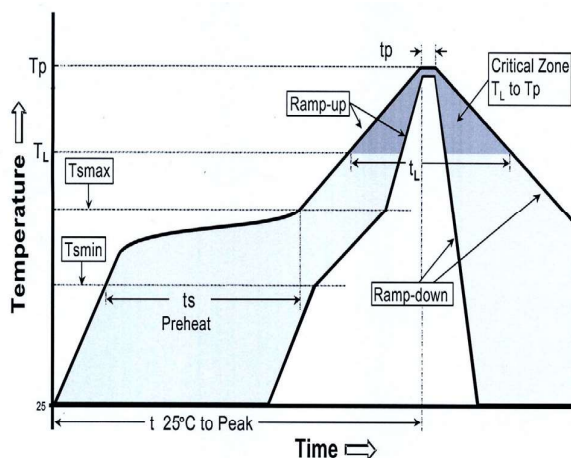
SMTB Series Surface Mount Thermal Bridge Devices

Lead Frame Series Physical Dimension (mm)

Part Number	A		B		C		D		E	
	Min.	Max.	Min.	Max.	Min.	Max.	Min.	Max.	Min.	Max.
SMTB2920P30M	6.70	8.00	-	3.00	4.80	5.44	0.56	0.71	2.16	2.46



Soldering Parameters



Profile Feature	Pb-Free Assembly
Average Ramp-Up Rate ($T_{s_{max}}$ to T_p)	3°C/second max.
Preheat	
-Temperature Min ($T_{s_{min}}$)	150°C
-Temperature Max ($T_{s_{max}}$)	200°C
-Time ($T_{s_{min}}$ to $T_{s_{max}}$)	60-180 seconds
Time maintained above:	
-Temperature (T_i)	217°C
-Time (t_i)	60-150 seconds
Peak Temperature (T_p)	260°C
Time within 5°C of actual Peak Temperature (t_p)	20-40 seconds
Ramp-Down Rate	6 °C /second max.
Time 25°C to Peak Temperature	8 minutes max.
Ramp-Down Rate	6 °C /second max.
Time 25°C to Peak Temperature	8 minutes max.

Note 1: The temperature shown above is the top-side surface temperature of the device.

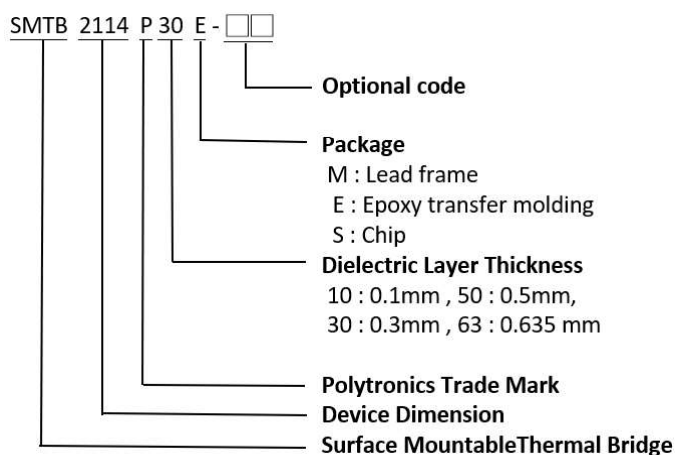
Note 2: If the soldering temperature profile deviates from the recommended profile, devices may not meet the performance requirements

SMTB Series Surface Mount Thermal Bridge Devices

Environmental Specifications

Operating/Storage Temperature	-50°C to +150 °C
Solvent Resistance	MIL-STD-202, Method 215
Vibration	MIL-STD-883C, Method 2007.1, Condition A No structural damage and functional failure
Moisture Level Sensitivity	Level 1, J-STD-020C

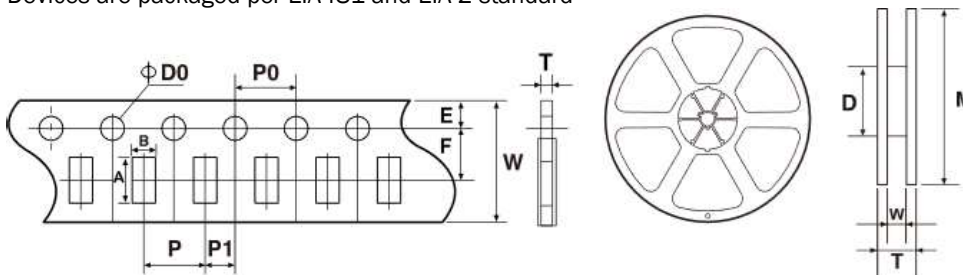
Part Number System



Tape & Reel

Specification (mm.)

Devices are packaged per EIA481 and EIA-2 standard



Plastic Tape measurements

Size	A	B	W	F	E	P	P0	P1	D0	T
2114	3.76±0.20	5.69±0.20	12.0±0.20	5.5±0.05	1.75±0.10	8.0±0.10	4.0±0.10	2.0±0.05	1.5±0.10	2.67±0.10
3123	6.10±0.20	8.31±0.20	16.0±0.20	7.5±0.05	1.75±0.10	8.0±0.10	4.0±0.10	2.0±0.05	1.55±0.10	2.90±0.10
2920	6.10±0.20	8.31±0.20	16.0±0.20	7.5±0.05	1.75±0.10	8.0±0.10	4.0±0.10	2.0±0.05	1.55±0.10	2.90±0.10



TCLAD
a POLYTRONICS company

SMTB Series Surface Mount Thermal Bridge Devices

Reel measurements

Size	M	T	D
2114/3123/2920	330.0±2.0	16.0±2.0	100±4.0

Packaging Quantity

Part Number	Tape & Reel Quantity
SMTB2114P30E	3000
SMTB3123P30E	3000
SMTB2920P30M	3000

TCLAD Contacts:

US Sales.us@tclad.com

APAC Sales.asia@tclad.com

Europe Sales.eu@tclad.com

www.tclad.com



All statements, technical information and recommendations herein are based on tests we believe to be reliable, and THE FOLLOWING IS MADE IN LUEU OF ALL WARRANTIES OR IMPLIED, INCLUDING THE IMPLIED WARRENTIES OF MARKET ABILITY AND FITNESS FOR PURPOSE. Sellers' and manufacturers' only obligation shall be to replace such quantity of the product proved to be defective. Before using, user shall determine the suitability of the product for its intended use, and the user assumes all risk and liability whatsoever in connection therewith. NEITHER SELLER NOR MANUFACTURER SHALL BE LIABLE EITHER IN TORT OR IN CONTRACT FOR ANY LOSS OR DAMAGE DIRECT, INCEDENTAL, OR CONSEQUENTIAL, INCLUDING LOSS OF PROFITS OR REVENUE ARISING OUT OF THE USE OR THE INABILITY TO USE THE PRODUCT. No statement, purchase order or recommendation by seller or purchaser not contained herein shall have any force or effect unless in an agreement signed by the officers of the seller and manufacturer. All marks used above are trademarks and/or registered trademarks of TCLAD Inc and its affiliates in the U.S., Germany and elsewhere. © 2021 TCLAD Inc. All rights reserved. US